

TISSUPOR

ST.GALLEN · SWITZERLAND

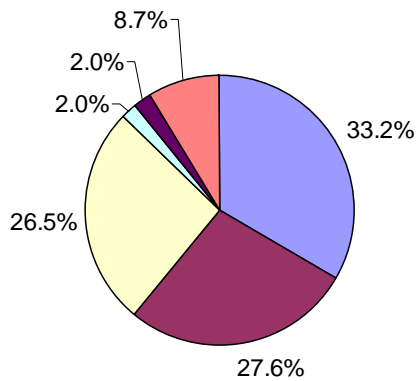
HEALING IS  BEAUTIFUL

Case Studies with TISSUPOR® Wound Pads

In the years 2000 and 2001, TISSUPOR® Wound Pads have been tested in case studies in 14 University Hospitals in Germany, Austria and Switzerland and with a total of 196 patients.

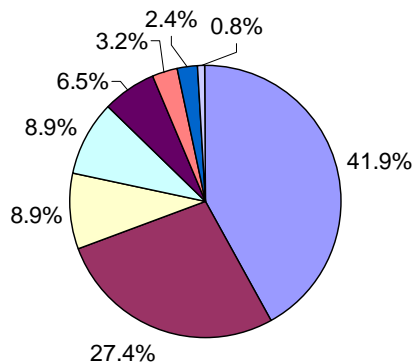
The studies have shown following results:

Indications



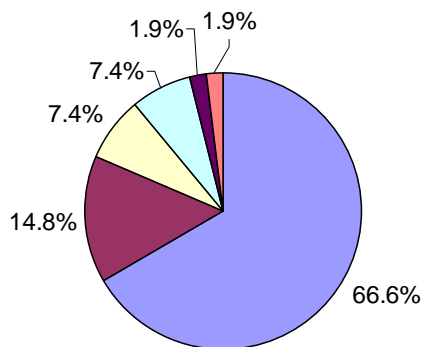
- 33.2 % postoperative, e.g. after excision of tumours
- 27.6 % chronic venous insufficiency
- 26.5 % other ulcers
- 2.0 % peripheral occlusive arterial disease
- 2.0 % decubitus ulcers
- 8.7 % diabetes mellitus

Change of state of chronic wounds (N=124) (18 patients excluded)



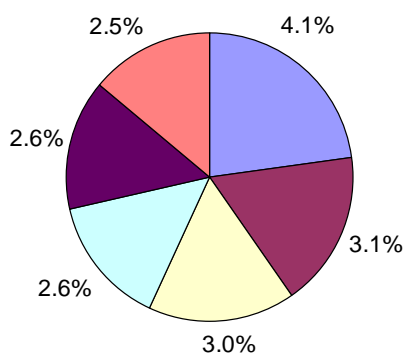
- 8.9 % completely healed
- 0.8 % improvement colonized > clean
- 41.9 % improvement colonized > granulating
- 8.9 % improvement colonized > epithelization
- 6.5 % improvement clean > granulating
- 3.2 % improvement necrotic > granulating
- 27.4 % no improvement
- 2.4 % deterioration of the wound state

Change of state of acute wounds (N=54)



- 66.6 % improvement clean > granulating
- 7.4 % improvement clean > epithelization
- 14.8 % improvement colonized > granulating
- 1.9 % improvement colonized > epithelization
- 7.4 % no improvement
- 1.9 % deterioration of the wound state

Reasons for discontinuance



- 2.6 % deterioration of the wound condition
- 4.1 % pain
- 2.5 % infection
- 3.1 % no improvement of the wound condition
- 3.0 % compliance
- 2.6 % other reasons
- 17.9 % total rate of discontinuance (35 of 196 patients)